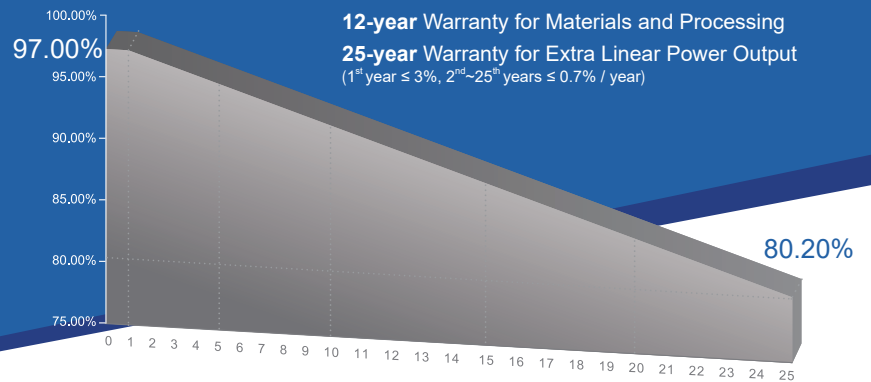


310W~330W

Monocrystalline PV Module

CHSM60M-HC Series



Multi-Busbar Module could be the option

COMPREHENSIVE CERTIFICATES



KEY FEATURES

- +5W OUTPUT POSITIVE TOLERANCE**
 Guaranteed 0~+5W positive tolerance ensures power output reliability.
- INNOVATIONAL HALF-CELL TECHNOLOGY**
 Improves the module output, decreases the risk of micro-crack, enhances the module reliability.
- REDUCE SHADOW LOSS**
 Effectively reduces the effect of shadow on the module surface.
- REDUCE INTERNAL MISMATCH LOSS**
 Reduces mismatch loss and improves output.

Special for Australian Market



ASTRONERGY
 A CHNT COMPANY

ELECTRICAL SPECIFICATIONS

STC rated output (P_{mpp}/Wp)*	310 Wp	315 Wp	320 Wp	325 Wp	330 Wp
Rated voltage (V_{mpp}/V) at STC	33.15 V	33.44 V	33.68 V	33.93 V	34.17 V
Rated current (I_{mpp}/A) at STC	9.35 A	9.42 A	9.50 A	9.58 A	9.66 A
Open circuit voltage (V_{oc}/V) at STC	40.11 V	40.42 V	40.72 V	41.03 V	41.32 V
Short circuit current (I_{sc}/A) at STC	9.82 A	9.90 A	9.98 A	10.06 A	10.14 A
Module efficiency	18.7%	19.0%	19.3%	19.6%	19.9%
Rated output (P_{mpp}/W) at NMOT	231.2 Wp	234.9 Wp	238.6 Wp	242.4 Wp	246.1 Wp
Rated voltage (V_{mpp}/V) at NMOT	30.91 V	31.18 V	31.39 V	31.63 V	31.85 V
Rated current (I_{mpp}/A) at NMOT	7.48 A	7.53 A	7.60 A <td 7.66 A	7.73 A	
Open circuit voltage(V_{oc}/V) at NMOT	37.71 V	38.00 V	38.28 V	38.57 V	38.85 V
Short circuit current (I_{sc}/A) at NMOT	7.90 A	7.96 A	8.03 A	8.09 A	8.16 A
Temperature coefficient (P_{mpp})	- 0.3438%/°C				
Temperature coefficient (I_{sc})	+0.0353%/°C				
Temperature coefficient (V_{oc})	- 0.2722%/°C				
Nominal Module Operating temperature (NMOT)	44±2°C				
Maximum system voltage (IEC)	1500V _{DC}				
Number of diodes	3				
Junction box IP rating	IP 67				
Maximum series fuse rating	20 A				

* Measurement tolerance +/- 3%

STC: Irradiance 1000W/m², Cell Temperature 25°C, AM=1.5

NOCT: Irradiance 800W/m², Ambient Temperature 20°C, AM=1.5, Wind Speed 1m/s

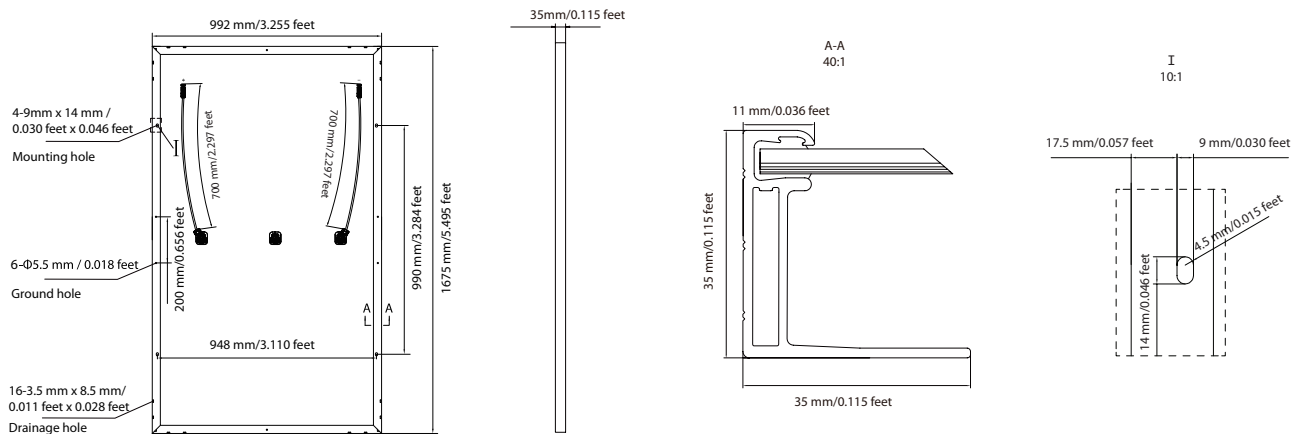
MECHANICAL SPECIFICATIONS

Outer dimensions (L x W x H)	1675 x 992 x 35 mm 65.94 x 39.06 x 1.38 in
Frame technology	Aluminum, silver anodized
Module composition	Glass / EVA / Backsheet (white)
Front glass thickness	3.2 mm / 0.13 in
① Cable length (IEC/UL)	700 mm / 27.56 in
Cable diameter (IEC/UL)	4 mm ² / 12 AWG
② Maximum mechanical test load	6000 Pa (front) / 3600 Pa (back)
Fire performance (IEC/UL)	Class C (IEC) or Type 1 (UL)
Connector type (IEC/UL)	MH5(Logo: MINGHE) or PV-KST4-EVO2/XY-UR, PV-KBT4-EVO2/XY-UR(Logo: MC)

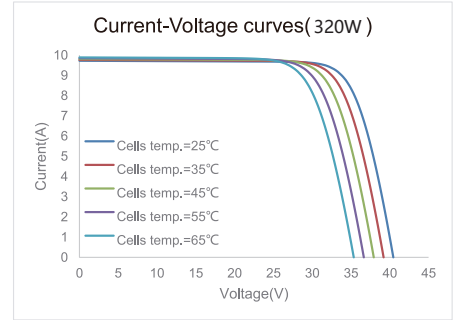
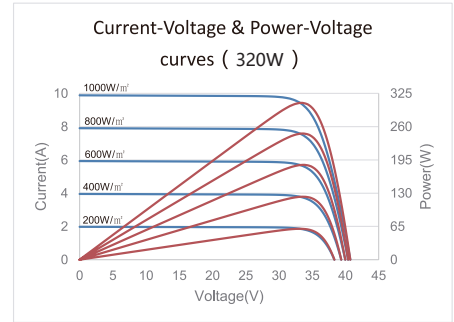
① Option: 1000 mm for defined projects in advance.

② Refer to Astronergy Crystalline Silicon PV Module Installation Manual or contact technical department.
Maximum Mechanical Test Load=1.5×Maximum Mechanical Design Load.

MODULE DIMENSION DETAILS



CURVE



PACKING SPECIFICATIONS

① Weight (module only)	18.7 kg / 41.23 lbs
② Packing unit	31 pcs / box
Weight of packing unit (for 40'HQ container)	619 kg / 1365 lbs
Number of modules per 40'HQ container	868 pcs

① Tolerance +/- 1.0kg

② Subject to sales contract

Made in Zhejiang, Jiangsu and Anhui of China, Made in Sincan/ Ankara of Turkey

© Chint Solar (Zhejiang) Co., Ltd. Reserves the right of final interpretation, please contact our company to use the latest version for contract.

<http://energy.chint.com>